

LAKELAND LOGISTICS CENTER BUILDING D

LAND/
BUILD TO SUIT
SITE

SITE AVAILABLE | up to 267,270 SF

Lakeland Park Drive, Burlington, KY 41055

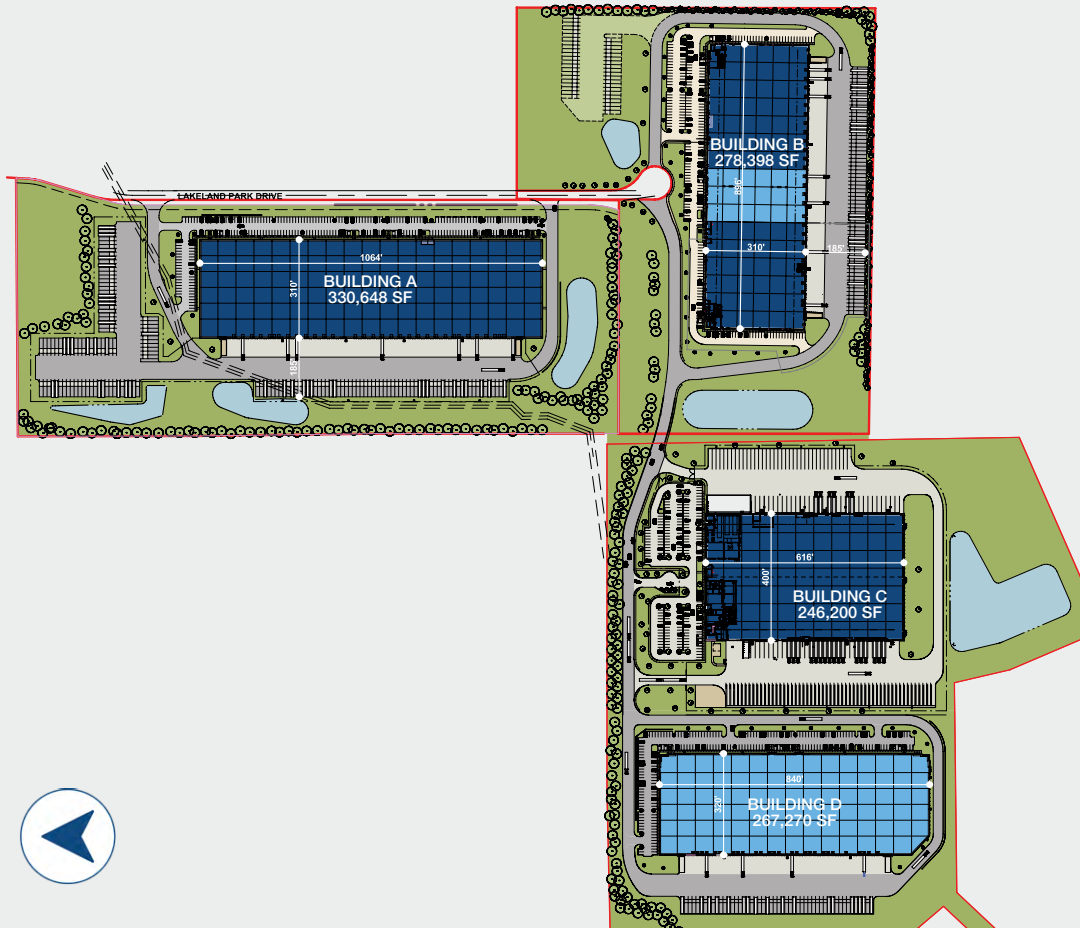


- Infill location with dual interstate access (KY 237 to I-275, KY 18 to I-75)
- Adjacent to Greater Cincinnati/ Northern Kentucky International Airport (CVG) and the Amazon Air Hub
- Close proximity to DHL Global Hub



 **IDI Logistics**
CBRE

PARK INFORMATION



Lakeland Logistics Center is a master-planned logistics park strategically located near I-75 and I-275 in pro-business Boone County, Kentucky. The park offers occupiers access to all Midwestern markets from a centrally located and growing e-commerce hub.

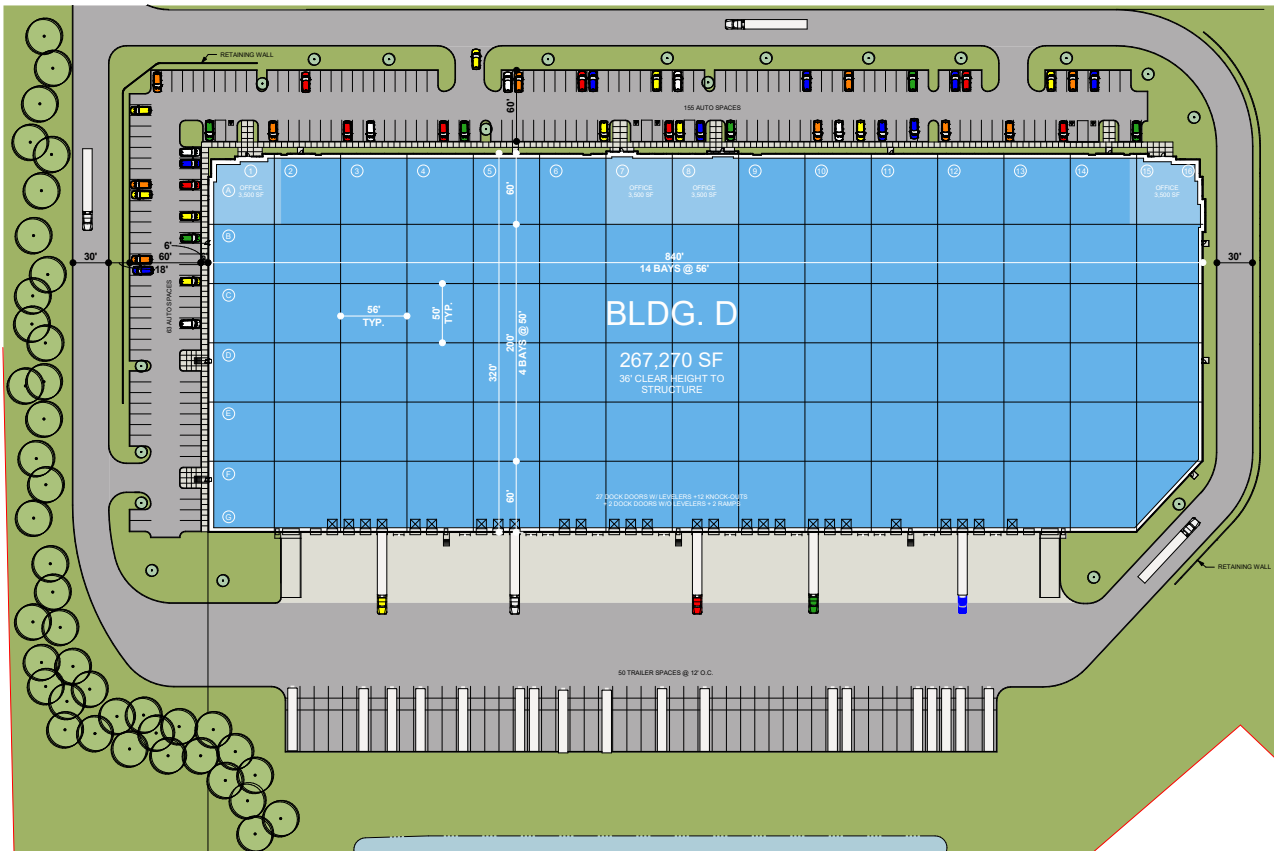
Lakeland Logistics Center is the only 36' clear first-generation space that can demise to as little as +/-70,000 SF. Major planned roadway improvements in the area will further enhance the site's excellent ingress/egress options.

SITE BENEFITS

- Infill Location With Dual Interstate Access (KY 237 to I-275, KY 18 to I-75)
- Adjacent to Greater Cincinnati/Northern Kentucky International Airport (CVG) the Amazon Air Hub
- Close proximity to DHL Global Hub
- Excellent transportation infrastructure
- Pro-business Boone County, KY
- Diverse and affordable labor availability
- Affordable housing in region
- Established logistics campus setting
- LEED® Certified

AVAILABLE SPACE

267,270 SQUARE FEET



TOTAL BUILDING:	267,279 SF
POTENTIAL OFFICE:	To suit
CLEAR HEIGHT:	36'
BUILDING DEPTH:	320'
DOCK DOORS:	27 (9' x 10') w/ levelers
DRIVE-IN DOORS:	2 (10' x 14')
TRUCK COURT:	130' / 185'
AUTO PARKING:	221 spaces
TRAILER PARKING:	50 stalls
ROOF:	White TPO
CLERESTORY:	Front & rear walls
FLOOR SLAB:	7" concrete
LIGHTING:	LED
FIRE SPRINKLER:	ESFR

PARK LOCATION

Burlington, KY



DRIVING DISTANCES

MAJOR ROADS & CITIES

I-71/I75	3.5 miles
I-275	4 miles
Downtown Cincinnati	14 miles
Lexington, KY	77 miles
Louisville, KY	94 miles

SHIPPING

Amazon Air Hub	4 miles
DHL Global Hub	7 miles
FedEx	11 miles
UPS	13 miles
UPS Worldport	100 miles

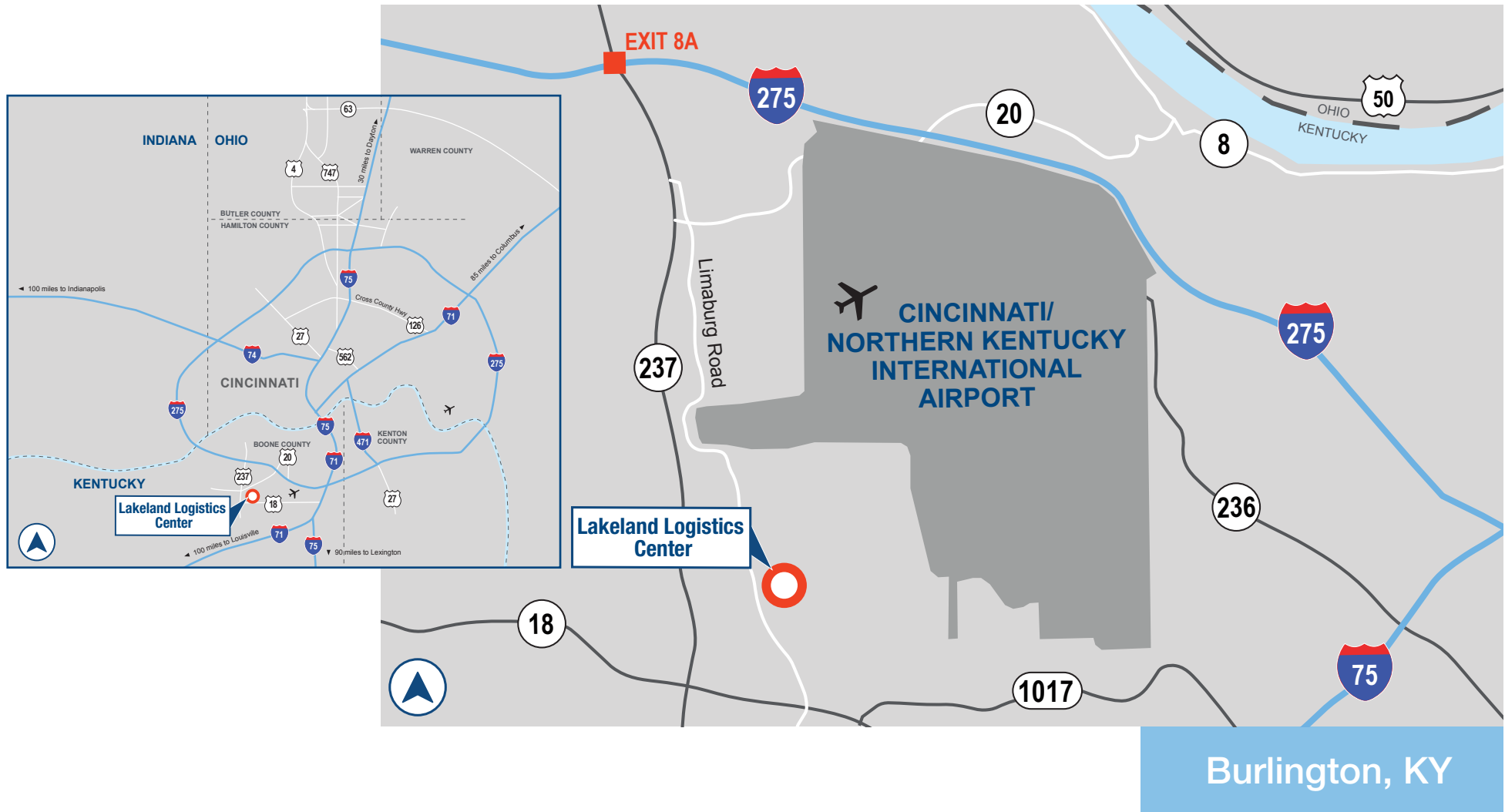
INTERMODAL

Norfolk Southern	20 miles
CSX	20 miles

AIRPORT

Northern Kentucky International Airport (CVG)	6 miles
---	---------

PARK LOCATION



LAKELAND LOGISTICS CENTER BUILDING D

LAND/
BUILD TO SUIT
SITE

SITE AVAILABLE | 267,270 SF



CBRE

CBRE builds real estate solutions of the future to help our clients, professionals and business partners realize their potential. From instilling confidence in today's decisions to re-imagining tomorrow's spaces, we thrive in complex and ever-changing environments.

For more information, or to set up a tour, please contact:

Jeremy Kraus
+1.513.369.1307
jeremy.kraus@cbre.com

IDI Logistics

IDI Logistics is a leading developer and manager of logistics real estate in the U.S. Our fully-integrated logistics platform has a long track record of speculative development, build-to-suits and value-add acquisitions.

We are dedicated to serving our customers with exceptional quality and service.

Bob Stephens
+1.513.996.6952
robert.stephens@idilogistics.com

[Learn More Here](#)

