

AIRPORT SOUTH LOGISTICS BUILDING C

LAND/
BUILD TO SUIT
SITE

LAND SITE AVAILABLE | up to 312,992 SF

Ferguson Lane, Hillview, KY 40165



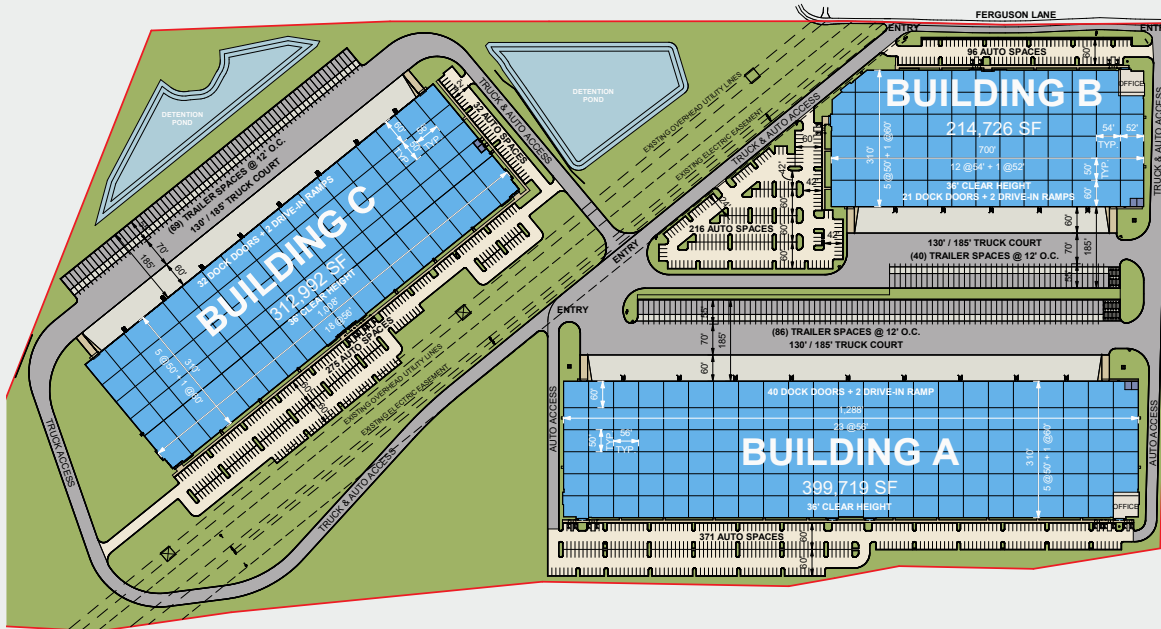
- Class-A Warehouse Opportunity with I-65 frontage
- Minutes away from Louisville International Airport
- Access to all Midwestern markets from a centrally located and growing e-commerce hub



 **IDI Logistics**
CBRE

PARK INFORMATION

Building Layouts



BUILDING A

BUILDING AREA:	399,719 SF
POTENTIAL OFFICE:	To suit
CLEAR HEIGHT:	36'
DOCK DOORS:	40
DRIVE-IN DOORS:	2

BUILDING B

BUILDING AREA:	214,726 SF
POTENTIAL OFFICE:	To suit
CLEAR HEIGHT:	36'
DOCK DOORS:	21
DRIVE-IN DOORS:	2

BUILDING C (PHASE II)

BUILDING AREA:	312,992 SF
POTENTIAL OFFICE:	To suit
CLEAR HEIGHT:	36'
DOCK DOORS:	32
DRIVE-IN DOORS:	2

Airport South Logistics is strategically located near I-65 & I-264, minutes away from Louisville International Airport. The park offers occupiers access to all Midwestern markets from a centrally located and growing e-commerce hub. We are pursuing LEED® Certification for Airport South Logistics.

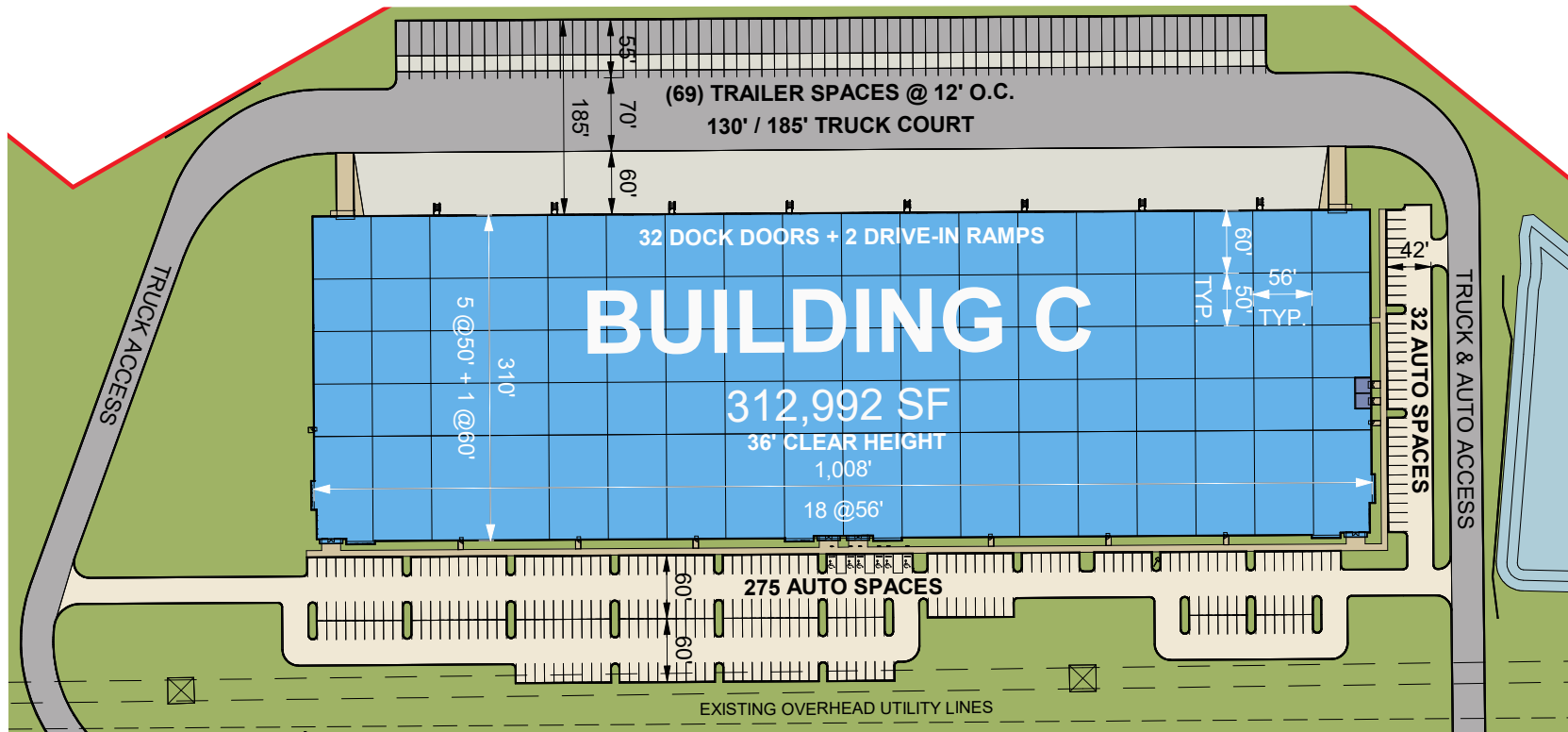


PROPOSED BUILDING C (PHASE II)

up to 312,992 SQUARE FEET

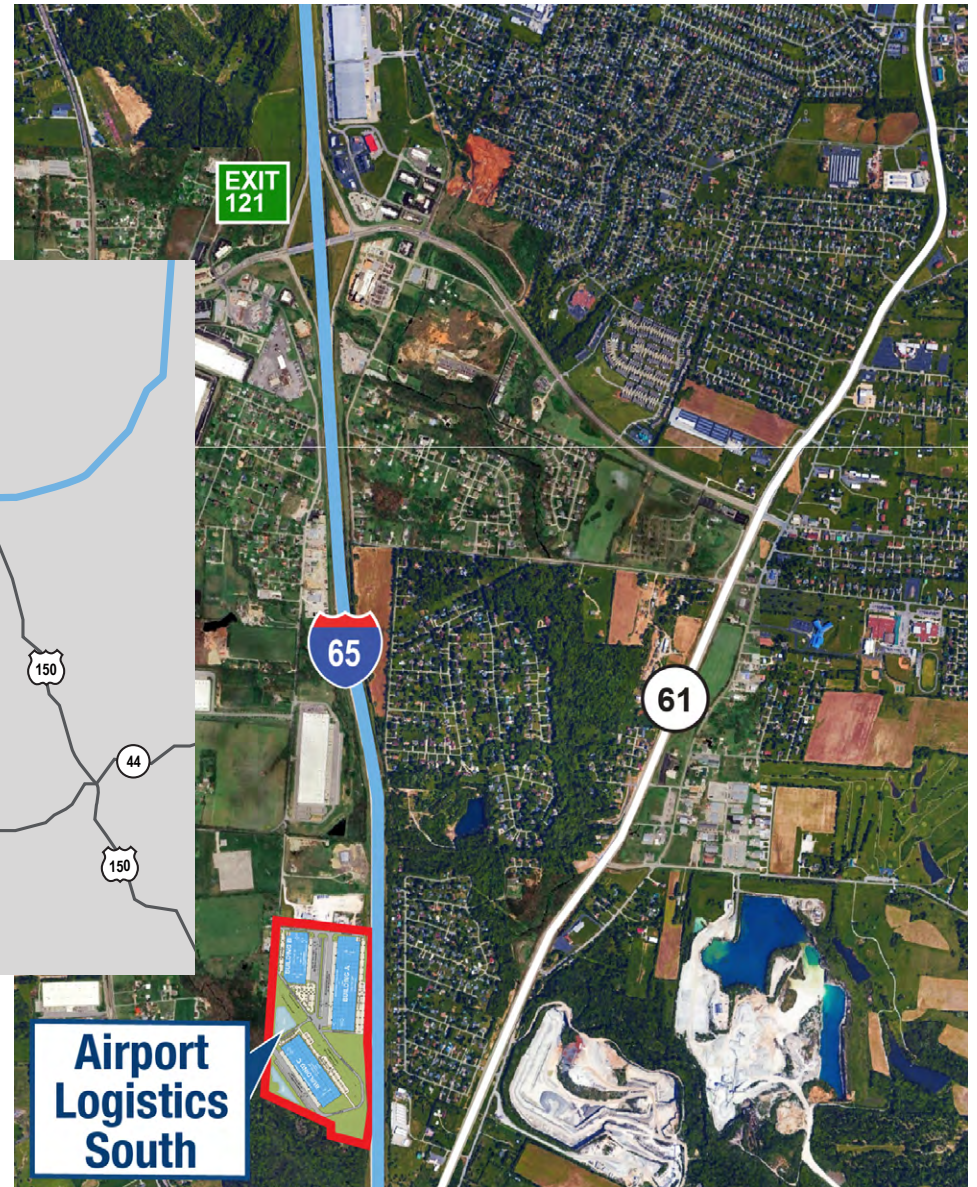
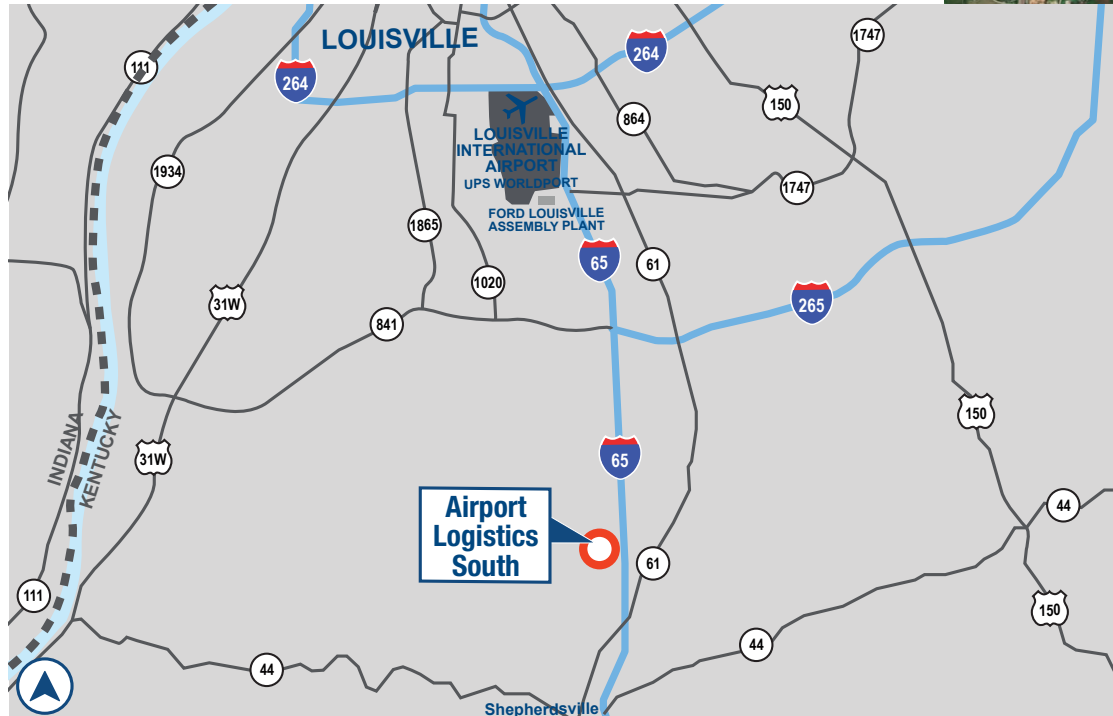


TOTAL BUILDING:	312,992 SF
CLEAR HEIGHT:	36'
DOCK DOORS:	32 (9' x 10')
DRIVE-IN DOORS:	2 (14' x 16')
TRUCK COURT:	130' / 185'
AUTO PARKING:	307 spaces
TRAILER PARKING:	69 stalls
LIGHTING:	LED
POWER:	3,000 amps
FIRE SPRINKLER:	ESFR



PARK LOCATION

Class A Development with Easy Access to Major Highways and Transportation Hubs



Hillview, Kentucky

DRIVE TIMES



I-65

5 minutes
2 miles



I-265

10 minutes
5 miles



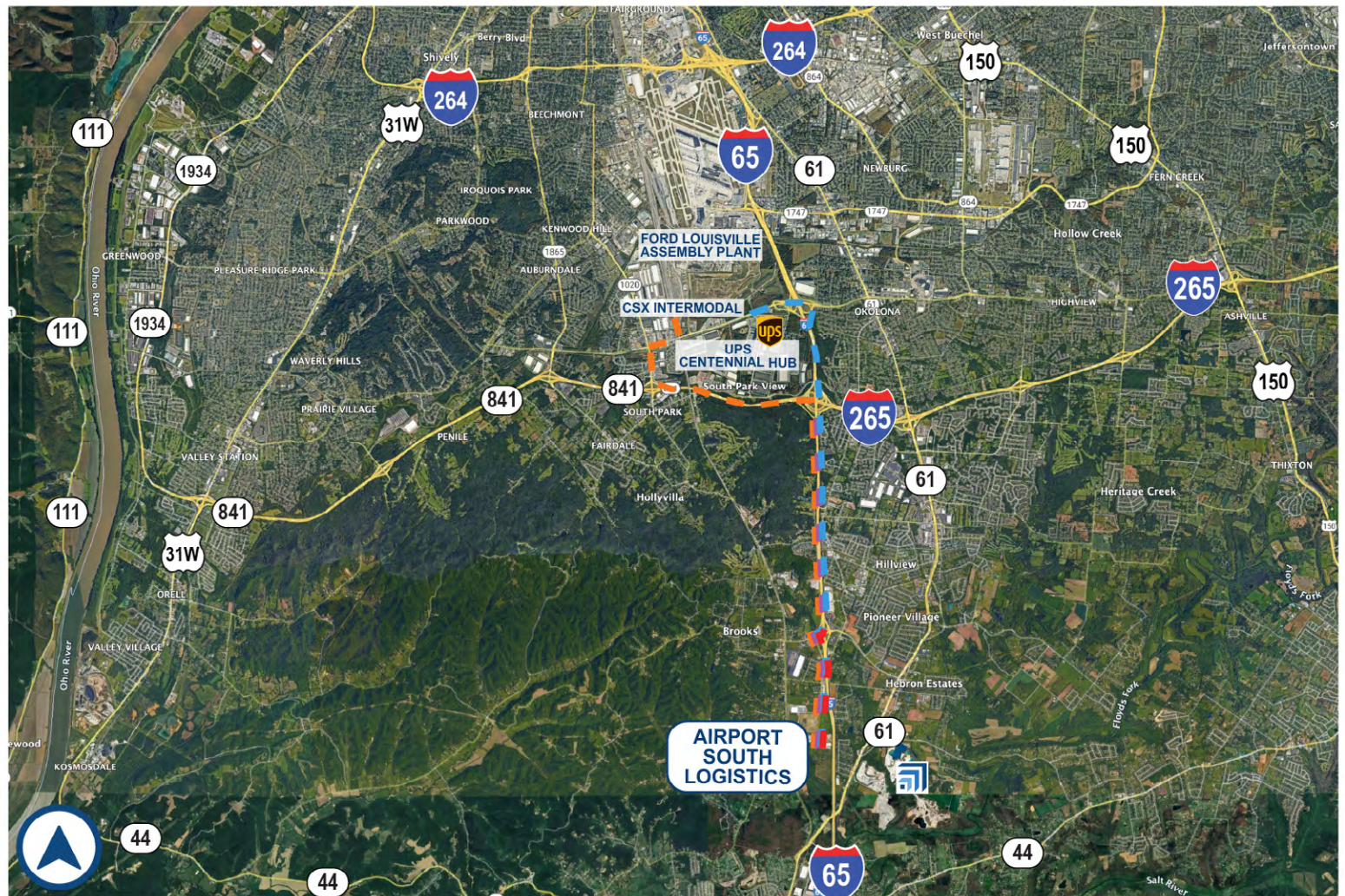
UPS Centennial Hub

16 minutes
9 miles



CSX Intermodal

18 minutes
9 miles



DRIVING DISTANCES

MAJOR ROADS & CITIES

I-65	2 miles
I-265	5 miles
I-264	11 miles
Downtown Louisville	17 miles
Lexington, KY	83 miles
Cincinnati, OH	114 miles

INTERMODAL

CSX	10 miles
Norfolk Southern	22 miles

AIRPORT

Louisville International Airport (SDF)	12 miles
--	----------

SHIPPING

DHL Express	10 miles
UPS Worldport	12 miles
FedEx	16 miles

AIRPORT SOUTH LOGISTICS BUILDING C

LAND/
BUILD TO SUIT
SITE

SITE AVAILABLE | up to 312,992 SF



CBRE

CBRE builds real estate solutions of the future to help our clients, professionals and business partners realize their potential. From instilling confidence in today's decisions to re-imagining tomorrow's spaces, we thrive in complex and ever-changing environments.

For more information, or to set up a tour, please contact:

Kevin Grove, CCIM, SIOR
+1.502.412.7615
kevin.grove@cbre.com

Alex Grove
+1.502.412.7655
alex.grove@cbre.com

IDI Logistics

IDI Logistics is a leading developer and manager of logistics real estate in the U.S. Our fully-integrated logistics platform has a long track record of speculative development, build-to-suits and value-add acquisitions.

We are dedicated to serving our customers with exceptional quality and service.

Bob Stephens
+1.513.996.6952
robert.stephens@idilogistics.com

[Learn More Here](#)

