

# AIRPORT SOUTH LOGISTICS BUILDINGS A, B & C

COMING  
SOON

FOR LEASE

Building A 399,719 SF  
Building B 214,726 SF  
Building C 312,992 SF (Phase II)

Ferguson Lane, Hillview, KY 40165



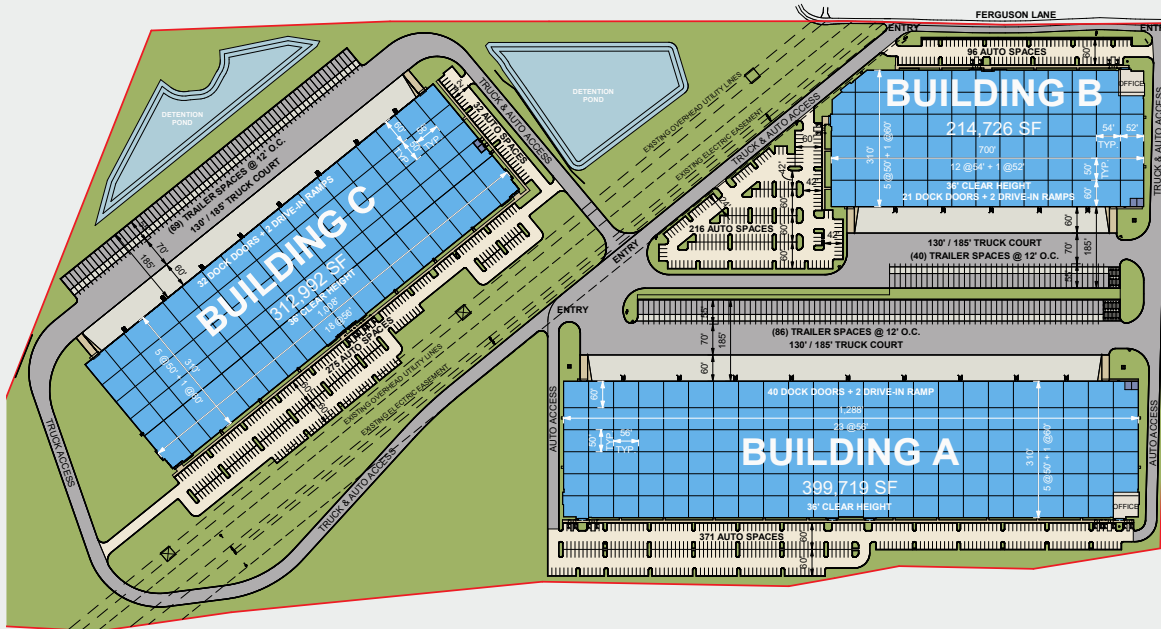
- New Class-A Warehouses with I-65 frontage
- Minutes away from Louisville International Airport
- Access to all Midwestern markets from a centrally located and growing e-commerce hub



 **IDI Logistics**  
**CBRE**

# PARK INFORMATION

## Proposed Building Layouts



### BUILDING A

BUILDING AREA:	399,719 SF
POTENTIAL OFFICE:	To suit
CLEAR HEIGHT:	36'
DOCK DOORS:	40
DRIVE-IN DOORS:	2

### BUILDING B

BUILDING AREA:	214,726 SF
POTENTIAL OFFICE:	To suit
CLEAR HEIGHT:	36'
DOCK DOORS:	21
DRIVE-IN DOORS:	2

### BUILDING C (PHASE II)

BUILDING AREA:	312,992 SF
POTENTIAL OFFICE:	To suit
CLEAR HEIGHT:	36'
DOCK DOORS:	32
DRIVE-IN DOORS:	2

Airport South Logistics is a land/build-to-suit opportunity strategically located near I-65 & I-264, minutes away from Louisville International Airport. The park offers occupiers access to all Midwestern markets from a centrally located and growing e-commerce hub. We are pursuing LEED® Certification for Airport South Logistics.



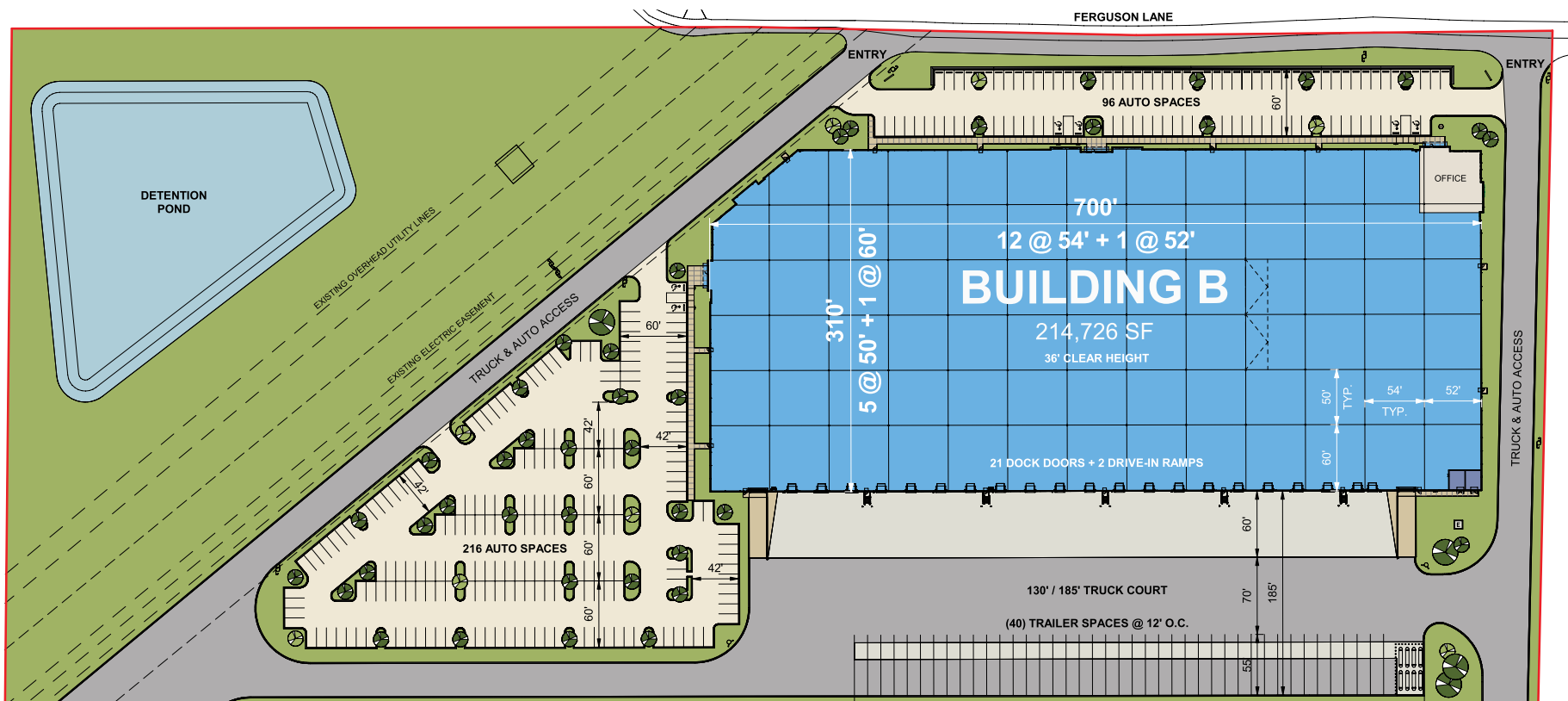


# PROPOSED BUILDING B

up to 214,726 SQUARE FEET



TOTAL BUILDING:	214,726 SF
CLEAR HEIGHT:	36'
DOCK DOORS:	21 (9' x 10')
DRIVE-IN DOORS:	2 (14' x 16')
TRUCK COURT:	130' / 185'
AUTO PARKING:	312 spaces
TRAILER PARKING:	40 stalls
LIGHTING:	LED
POWER:	3,000 amps
FIRE SPRINKLER:	ESFR

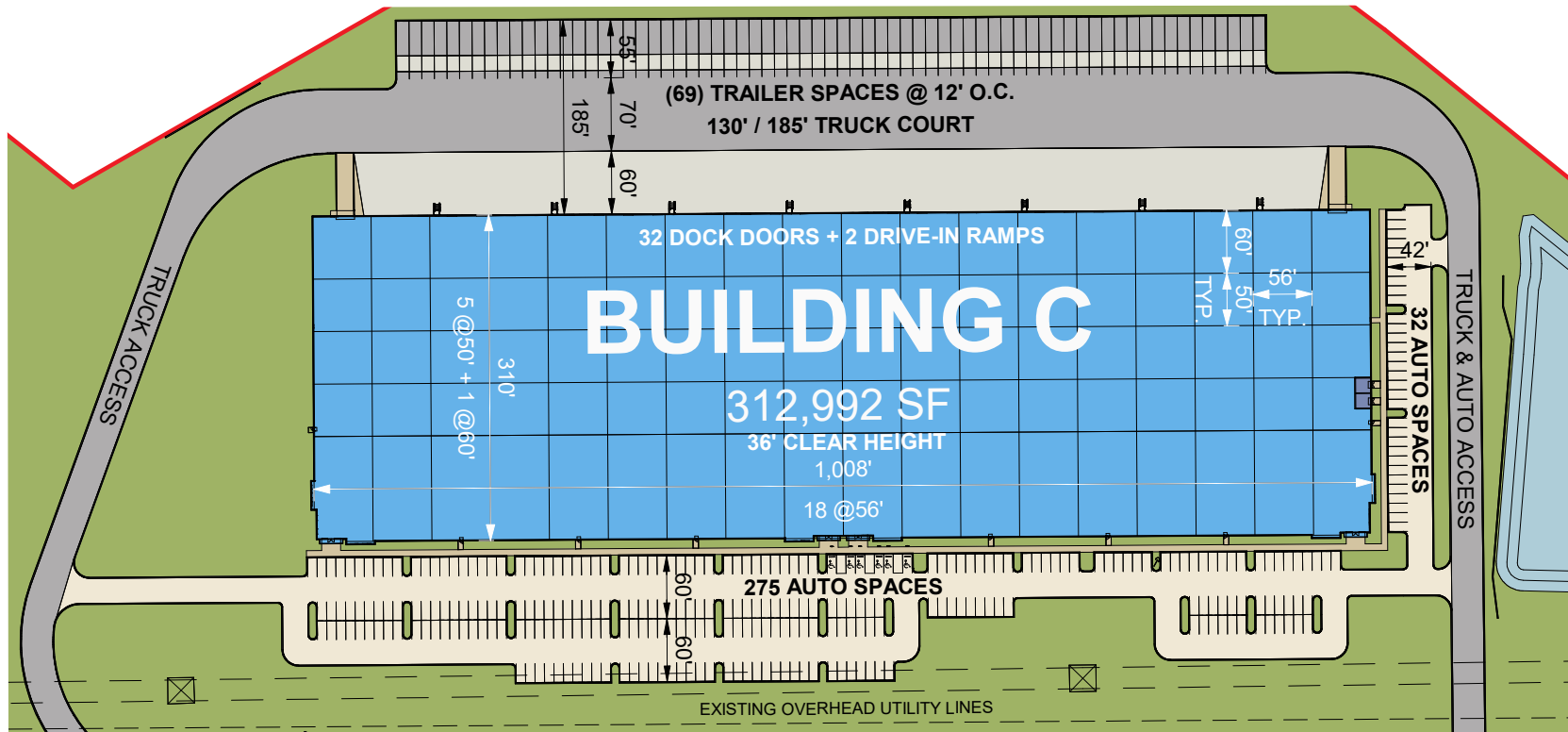


# PROPOSED BUILDING C (PHASE II)

up to 312,992 SQUARE FEET

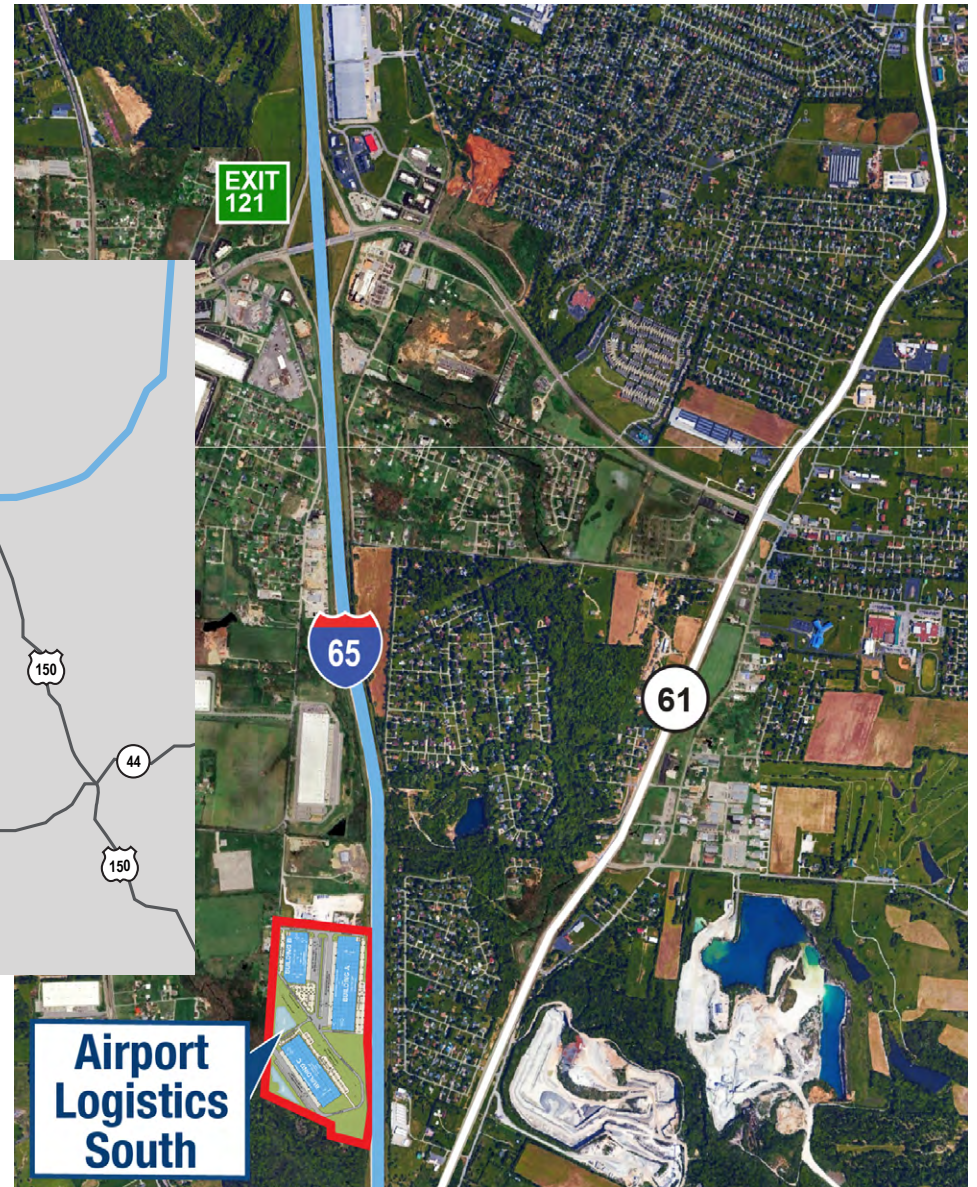
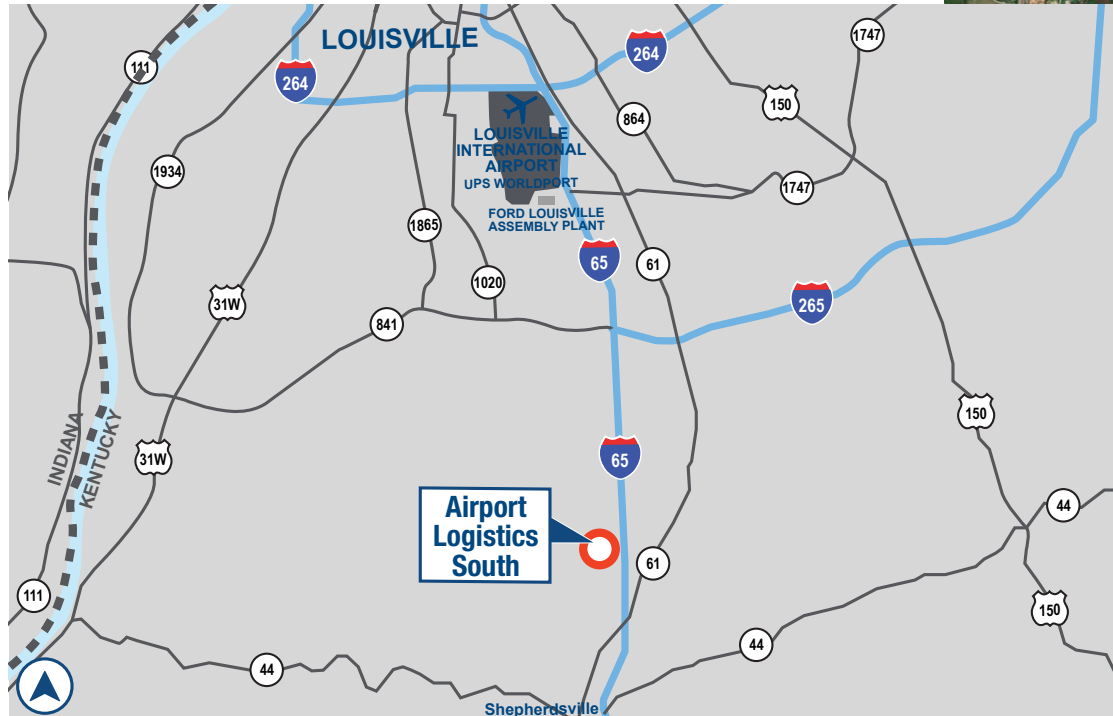


TOTAL BUILDING:	312,992 SF
CLEAR HEIGHT:	36'
DOCK DOORS:	32 (9' x 10')
DRIVE-IN DOORS:	2 (14' x 16')
TRUCK COURT:	130' / 185'
AUTO PARKING:	307 spaces
TRAILER PARKING:	69 stalls
LIGHTING:	LED
POWER:	3,000 amps
FIRE SPRINKLER:	ESFR



# PARK LOCATION

Class A Development with Easy Access to Major Highways and Transportation Hubs



Hillview, Kentucky



# AIRPORT SOUTH LOGISTICS

COMING  
SOON

FOR LEASE

Building A 399,719 SF  
Building B 214,726 SF  
Building C 312,992 SF (Phase II)



## CBRE

CBRE builds real estate solutions of the future to help our clients, professionals and business partners realize their potential. From instilling confidence in today's decisions to re-imagining tomorrow's spaces, we thrive in complex and ever-changing environments.

For more information, or to set up a tour, please contact:

**Kevin Grove, CCIM, SIOR**  
+1.502.412.7615  
kevin.grove@cbre.com

**Alex Grove**  
+1.502.412.7655  
alex.grove@cbre.com

## IDI Logistics

IDI Logistics is a leading developer and manager of logistics real estate in the U.S. Our fully-integrated logistics platform has a long track record of speculative development, build-to-suits and value-add acquisitions.

We are dedicated to serving our customers with exceptional quality and service.

**Bob Stephens**  
+1.513.996.6952  
robert.stephens@idilogistics.com

[Learn More Here](#)

